

# FIXED CONE VALVES

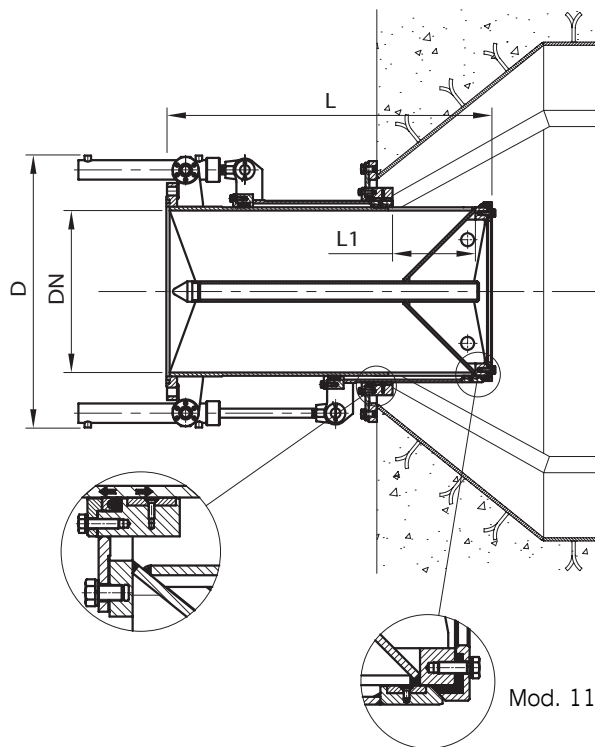
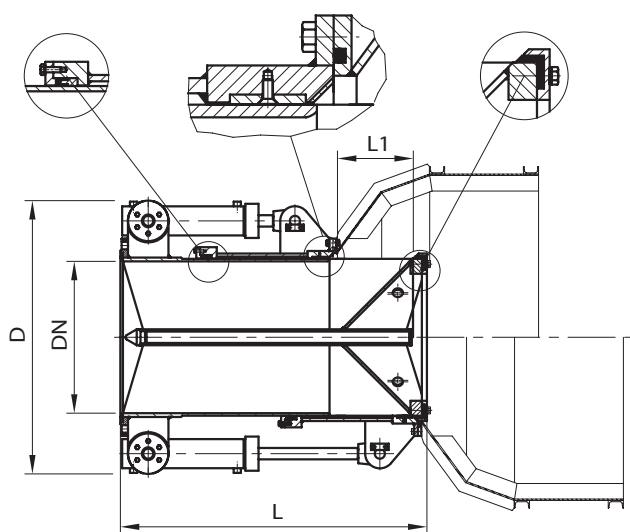
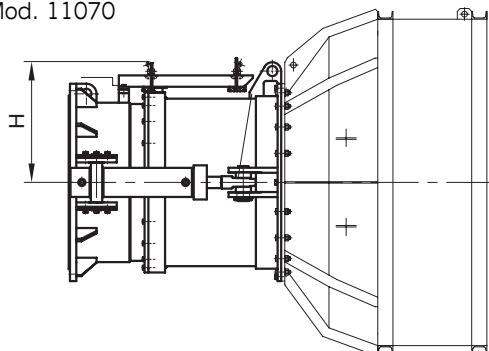

**MOD. 11070** | **PN 10** | **DN 300-2000**

Fixed cone valve c/w hydraulic actuating piston.

**MOD. 11071** | **PN 10** | **DN 300-2000**

Fixed cone valve –submerged - c/w hydraulic actuating piston.

Mod. 11070



Mod. 11071

## MATERIALS

**Body and jacket:**

 Steel S275JR (equivalent to Fe360),  
internal and external epoxy coated

**Body sealing:**

Rubber

**Sealing seat welded on jacket:**

Stainless steel 1.4301 (equivalent to AISI 304)

**Screws:**

Galvanised steel class 8.8

**Nuts:**

Steel ASTM A194 2H

DN	D	L	L1	H	Pistons
300	655	809	232	288	Ø50 / Ø28 x 240
350	655	809	232	288	Ø50 / Ø28x240
400	730	985	220	380	Ø50 / Ø28 x 250
500	860	1065	268	450	Ø63 / Ø45 x 350
600	995	1210	328	475	Ø63 / Ø45 x 400
700	1140	1355	350	525	Ø100 / Ø45 x 550
800	1322	1545	500	580	Ø100 / Ø45 x 600
900	1350	1575	585	650	Ø100 / Ø45 x 700
1000	1390	1870	670	655	Ø100 / Ø45 x 700
1100	1490	1988	675	705	Ø100 / Ø45 x 720
1200	1590	1925	680	755	Ø100 / Ø45 x 750
1400	1872	2080	715	955	Ø160 / Ø70 x 750
1500	2165	2235	750	1150	Ø160 / Ø70 x 760
1600	2265	2560	900	1150	Ø160 / Ø70 x 950
1800	2465	3060	1050	1250	Ø160 / Ø70 x 1100
2000	2715	3500	1150	1390	Ø160 / Ø70 x 1200