

HDPE SPACERS TYPE S/T

MOD. 13100/S

PIPE DN 32-150
H. 20 mm



MOD. 13100/T

PIPE DN 32-150
H. 20 mm

Spacer for low diameter pipeline crossings.

CHARACTERISTICS

- Modular system to assemble insulator rings, which allows spacers to be used on a wide pipe diameter range therefore reducing inventory costs.
- Spacers are quickly and easily assembled by manually fitting elements one into the other.
- The tooth insertion method allows on site adjustments to fit a wide range of pipe diameters.
- Spacers are manufactured entirely out of high density polyethylene (HDPE). No metal bolts or attachments are required.
- A low friction coefficient guarantees an easy insertion into the casing.
- Designed and tested to maintain continuous and long term support for the carrier pipe and its contents.
- Spacers provide a constant projection around the entire circumference of the carrier pipe.
- Spacers provide long term protection from corrosion.
- Spacers can be installed on steel-coated pipes, concrete pipes, ductile iron pipes or plastic pipes.

MATERIAL - HDPE

Yield strength*:
≥ 25 N/mm² (test according to UNI EN ISO 527-2)

Elongation at break*:
> 200% (test according to UNI EN ISO 527-2)

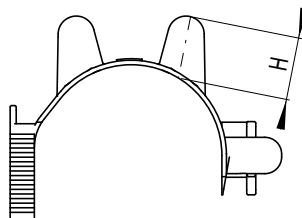
Hardness shore D:
64 - ASTM D 2240

Minimum working temperature:
-20°C (for applications below 5°C contact Raci)

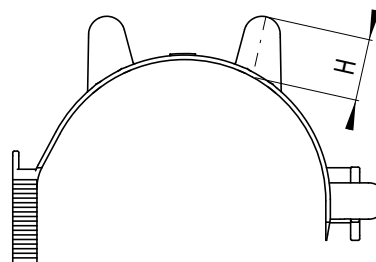
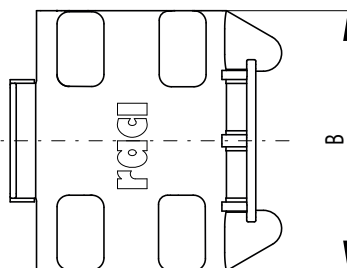
Minimum stocking temperature:
-5°C (for applications below 5°C contact Raci)

Dielectric strength:
> 37 kV/mm - ASTM D 149/64

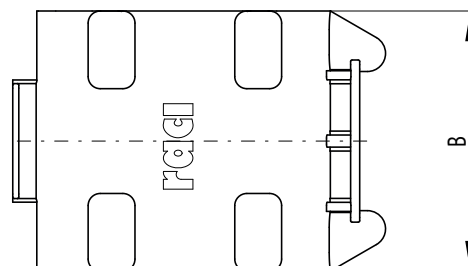
UVL stabilization:
Good



eS



eT



(*) on test specimen with moulded material, realized and tested for every batch of production. Batch number is marked on each element recording nr/year of moulding.

TYPE	USEFUL LENGTH		WIDTH (B)		HEIGHT (H)		LOADING CAPACITY (kg)
	mm	inch	mm	inch	mm	inch	
S	94 - 110	3,7 - 4,3	85	3,3	20	0,8	110
T	119 - 135	4,6 - 5,3			20	0,8	

The loading capacity values are esteemed and verified under static and ideal conditions.

OUTSIDE Ø MAIN PIPE D.E.		SPACER ELEMENTS* (pcs.)		RECOMMENDED SPACING BETWEEN INSULATORS (H element)			
Ø MIN	Ø MAX	Family		Gas		Water	
		S	T	mt	feet	mt	feet
59	68	2	-	2,0	6,6	2,0	6,6
69	75	1	1	2,0	6,6	2,0	6,6
76	84	-	2	2,0	6,6	2,0	6,6
88	102	3	-	2,0	6,6	2,0	6,6
103	107	2	1	2,0	6,6	1,5	4,9
108	114	1	2	2,0	6,6	1,5	4,9
115	120	-	3	2,0	6,6	1,5	4,9
121	132	4	-	1,5	4,9	1,5	4,9
133	140	3	1	1,5	4,9	1,5	4,9
141	146	2	2	1,5	4,9	1,5	4,9
147	152	1	3	1,5	4,9	1,5	4,9
153	168	-	4	1,5	4,9	1,5	4,9

(*) number and type of elements to make one insulator ring around the entire circumference of the carrier pipe.

TYPE	H (mm)	PIECES FOR CARTON BOX	CARTON DIMENSIONS (cm)	CARTONS WEIGHT (Kg)	
				Net	Gros
S	20	100	40 x 30 x 35	3	4
T	20	80		3	4

Note: for logistic reasons, deliveries are for full carton boxes only.